



Mid West Region
NMRA



The WAYBILL

Editor

David J. Leider MMR
9070 64th Way N
Pinellas Park, FL 33782-4663
sooauthor@netzero.net

847-454-6481
Associate Editors
Jim Osborn
Bert Lattan

The WAYBILL

is published quarterly by the Midwest Region of the National Model Railroad Association Inc. for the benefit of the model railroading community.

SUBSCRIPTIONS

Electronic delivery is free to all members of the Region. Go to <http://www.mwr-nmra.org/region/waybill/waybill.html> to subscribe or to change your e-mail address. Regular mail subscriptions are \$6.00 per year; \$12.00 for two years. To subscribe, complete the applicable sections of the NMRA Membership Application at <http://www.nmra.org/>.

CONTRIBUTIONS

Articles, photographs and artwork are encouraged in either hardcopy or electronic form. The editor uses Quark 5.0 as his publishing software on a Mac. Word documents are also acceptable, but please send the photographs as an attachment. Copy is due by the 10th of February, May, August and November and should be sent to the editor at the above address. Submitted material will be returned upon request.

ADVERTISING

Deadlines for camera ready ads are the same as for the copy deadlines. Please submit by email to the editor as a TIF or .jpeg. We accept only railroad related ads.

Advertising rates are:

	yearly	or	per issue
Full page	\$100		\$35
Half page	75		25
Quarter page	50		20
Business card	25		15

Make checks payable to the **Midwest Region NMRA** and mail to: David Leider
9070 64th Way N
Pinellas Park, FL 33782-4663
sooauthor@netzero.net
847-454-6481

Editor's Column

We moved the week I am writing this. I was able to get the internet installed and I am up and running. I still have a quarter million boxes to unpack, plus we are not 100% moved out of the old house.

Congratulations to Jim Osborn for getting his MMR #677. Jim has been showing me his scratch-built cars as he goes along and they are very good. Jim is also the webmaster for the Fox Valley Division as well as the Midwest Region and is an Associate Editor of the Waybill. Busy guy!

NMRA 2021 Rails by the Bay will be held virtually on July 6-10, 2021. The all inclusive fee for all five days is only \$49.00. There are more than 30 pre-recorded clinics lined up, with live Q&A after each, to allow for questions. There are also 20 video layout tours. You can register online at pcnmra.org/NMRA2021/registration.html. When I looked on May 12 they had 438 visitors.

I want to say thanks to Gerry Leone who was instrumental in getting the *NMRA eBulletin* off the ground and served as its editor for the last 8 years.

Gerry is one of those great guys in the hobby, always full on enthusiasm and willing to help. You can still see him on Model Railroader Video Plus.

The Soo Line Historical & Technical Society is going ahead with plans to hold their annual convention in Manitowoc, Wisconsin on September 9-11, 2021. More information can be had by going to their website, sooline.org. Yours truly will be there. By the way, the convention is titled Bridges, Boats and Brewing.

I am looking forward to the Tri-Regional Convention coming in May 2022. I have attended the RPM meets in Naperville and Lisle for years, always giving a clinic. I hope to do so next May.

Front Cover:

Leviathan photographed in the afternoon, top picture, and the morning below it. The occasion was the Galesburg Railroad Days on June 26-28, 2014. Photos by editor.

Strawberry Fest

Saturday-Sunday, June 19 -20, 2021

31st Annual Strawberry Fest Model Railroad Show. A fun filled family event featuring activities for children as well as adults. Operating model train layouts, demonstrators, exhibitors and vendors from throughout the upper Midwest will be on hand to entertain, answer questions and sell you the latest in model railroading fun.

Enjoy the food and strawberry short cake at Virgie's Railroad Diner. Saturday 9 AM to 5 PM, Sunday 10 AM to 3 PM. at the Waupaca Recreation Center, 401 School Street, Waupaca, WI. (At the intersection of School, State and Badger Streets) FREE.

The historic Waupaca SOO Line Depot will also be open on Saturday and Sunday. A large collection of railroad artifacts and a G scale layout are featured in the depot. For information see www.wamrltd.com, call (715) 259-8218.

14th annual Carillon Park Rail Festival

The 14th annual Carillon Park Rail Festival has had to move to a new date this year instead of our normal June event. It is important that we get the word out about the new date for the event which will be on August 21 and 22, 2021.

The Carillon Park Rail & Steam Society and Carillon Historical Park present the 14th annual Carillon Park Rail Festival. This 2-day event will be Sat. August 21, 9:30am-5pm and Sun. August 22, 11am -4pm. at the Carillon Historical Park, 1000 Carillon Blvd, Dayton, Ohio 45409. **NOTE THIS IS A NEW DATE FOR THE SHOW.** Featuring model train displays, historical displays, live steam engines, food & merchandise vendors, flea market, and miniature train rides through-out the weekend. \$12 adults, \$10 seniors, \$8 children. For more information, visit www.railfestival.com. Inquires contact David Oroszi david.oroszi@usa.net or 937-238-5655

Waybill

Mid West Region NMRA – Summer 2021

President's Report

Steve Studley President, MWR

With this being my last "President's Report", I had hoped it would include more positive information about our being able to return to some form of normalcy regarding our lives and hobby. Although things are getting better, we are still seeing restrictions due to the pandemic.

I assume you have seen the announcements stating the 2021 MWR convention, The Rockford Railroad Convention, has, unfortunately, been CANCELED. After the earlier postponement from May to September, the RRVD convention committee had continued to work on the convention, but kept running into uncertainties in scheduling. We could not be sure ongoing pandemic restrictions would be reduced in time to allow us to have a full-featured convention. Next year's MWR regional convention will be May 18-21, 2022 when Indy Junction 2022 will be held in Indianapolis, IN. This will be hosted by three regions: North Central Region, Mid Central Region, and Midwest Region, and will be a four-day convention. As information becomes available, it will be posted on the MWR website. Click on the Conventions tab at the top of the page. Mark your calendars.

A bit of good news to report is that the Central Indiana Division (CID) will hold a two-day meet in mid-May in Franklin, IN. Another bit of good news – for me, anyway – is that I intend to attend that meet. There will be actual vendors offering items for sale and clinicians presenting clinics. And we can talk to one another without the fear of hearing: "You're on mute, Steve".

As I mentioned in the last issue of the Waybill, I continue to work on a project for a CID Favorites contest that will be held in November. The rules for the contest are that the display will be no larger than

100 X 100 scale feet (width x length). The subject of the modeling this year is "water". Late last fall, I was able to make site visits and gather photos of the subject I'll be modeling. After the snow got out of the way in early spring this year, photos and field measurements were made of a highway bridge 20-some miles from home. With the data now collected, drawings produced, and supplies stocked, I have been able to move from the research phase and begin the actual construction phase of the models for the display. I'm looking forward to spending a bit more time in the future modeling and working on my layout.

Spring Board of Directors Meeting
VIRTUAL via ZOOM
May 23, 2021, 1 p.m. CDT

Our spring MWR Board (Zoom) meeting will be/was held on May 23, at 1:00pm CDT. At the end of that meeting, the newly elected MWR Board members will be installed. They are:

President: Bob McGeever, South Central Wisconsin Division

Vice President: Michael Hirvela, Fox Valley Division
Directors-at-Large:

Jim Landwehr, Fox Valley Division

John Coy, Central Indiana Division

Jerry Peterson, Michiana Division

Congratulations and thanks for volunteering to serve the members of the Midwest Region!

There will also be a change made in the position of Immediate Past President. After many years of service to the MWR Board, Paul Mangan will be stepping down from this position and I will move into it. Thanks, Paul, for your work on the Board. Thanks also to Reid Kahrs, who has served as Vice President for the last four years.

I would like to thank the members of the Midwest Region for electing me to two terms as President of the MWR Board of Directors. I'm pleased to have been able to serve the region membership in this position for the last four years. I'd also like to thank the other members of the Board for their service during this time. Thank you, one and all!

In the meantime – back to the layout!
Steve

Region News

Midwest Region Achievement Program Report

by Jim Landwehr- MWR AP Manager

Great news regarding the Achievement Program! We now have a brand new Master Model Railroader in our Midwest Region! It is my pleasure to announce that on April 24, 2021 National awarded Master Model Railroader #677 to James Osborn of Mc Henry, IL. He earned his certificates in Cars, Author, Volunteer, Official, Electrical, Civil, Scenery, Dispatch and Structure. If you know Jim or see him at a meet, be sure to congratulate him on this major achievement in the hobby. From everyone in the Midwest Region, congratulations, Jim on earning Master Model Railroader # 677.

I am happy to report that there has been a lot of activity from our members. They continue to take part in the Achievement Program all over the Midwest Region.

The following members received awards:

Jim Osborn	Mc Henry, IL	MMR
Jim Osborn	McHenry, IL	Cars
Michael Hirvela	Waukegan, IL	Civil
Gary Loiselle	Rockford, IL	Cars
Phillip Burnside	Avon, IN	Scenery
Phillip Burnside	Avon, IN	Volunteer
Connie Coy	Avon, IN	Electrical
Connie Coy	Avon, IN	Golden Spike

As always, work with your division Achievement Program Manager first, and if there is a problem, feel free to contact me.

Thanks,
Jim

NMRA MIDWEST REGION CONVENTION Rockford, Illinois

The 2021 Convention has been cancelled.

Because of continued scheduling uncertainties caused by the pandemic, the MWR Executive Committee has voted to cancel the "Rockford Railway Convention" that was to have been held September

16-19, 2021. For the second year in a row, we are not going to be able to meet and share our great hobby. Unfortunately, the efforts put forward by the 2020 and 2021 convention committees have not been able to be put to use.

Steve

INDY JUNCTION 2022 Tri Regional Convention 2022

Great News. With the worldwide pandemic coming to a close, we have a special event to announce for 2022!

Indy Junction 2022 will take place May 18 to 22, 2022 and it will be a convention that will rival any that has been or will be offered. The convention will be at the Indianapolis Marriott East Hotel. There will be 4 groups involved in this convention. The North Central Region, Midwest Region, and the Mid Central Region will come together along with the Chicagoland RPM (Railroad Prototype Modelers). This event will be held in 2022 instead of individual Regional conventions.

The RPM Conference folks, led by Mike Skibbe, have hosted RPM Chicagoland since 2016. RPM Chicagoland has a 27-year history with attendance of about 335 people. Their events emphasize clinics and we should expect as many as 30 to 40 different clinics from them in addition to the dozens we will have from NMRA members. Mike, as NMRA's Railroad Prototype Modeler Director, is working to incorporate the best features of RPM style events with the best of the NMRA conventions. The Tri Regional Convention will be the first. RPM clinics tend to address in depth modeling details, operations, and prototype railroad information so there should be an unprecedented number of great clinics to choose from. In addition, the RPM model displays, a key feature of sharing modeling techniques, will be included.

As always there will be top-notch layout tours and op sessions available. All layout tours and op sessions will be self-guided and included in the cost of registration. As currently planned, layout tours and op sessions will be during daylight hours. NMRA clinics will be primarily in the morning and evening hours, however, RPM clinics and some NMRA clinics will be during those daylight hours to accommodate those who do not wish to travel to see layouts or operate. There will be plenty for everyone all during the convention.

For NMRA members there will be the usual contests. For the RPM participants there will be a model display room. There will be many models to see and people to learn from. There will be prototype tours, a non-rail program, a Railyard Sale, and everything else you would expect, even from a National convention.

Finally, there will be a train show. While not as large as the typical National Train Show, it will cover some 20,000 square feet and include hundreds of tables. Most importantly we intend to be very selective in our choice of suppliers. The emphasis will be on small to medium manufacturers that sell great products that you will love but may not be familiar with. Yes, we will have some of your favorite companies and there will be a "traveling hobby shop" or two that will sell a variety of your most often used products. Overall, we want the train show to be a special part of the convention that you will look back at happily after you have spent part of your well-earned money.

**INDY JUNCTION 2022 Convention
NCR MWR MCR NMRA and RPM
Conference
Indianapolis Marriott East, May 18-22,
2022**

Our expectation is that you will consider this convention the best you have ever been to. The convention is designed to be a lower cost, shorter version of other conventions but one that will offer you everything and more. The convention is not in the middle of a big city. The hotel is of lower cost but a fabulous venue with easy access from I-70 and I-465. Parking is free. There are a great number of alternate hotels and restaurants in the area, though we hope you will stay in the convention hotel. The entire convention will be at the hotel, no traveling for the train show or anything else except layout visits, ops sessions, and prototype tours. We will finalize the registration cost shortly, but it will be modest, especially as it will include the cost of layout tours. When you are considering your options for next year, we simply want you to think about this question: "Considering cost, duration, and what is offered - why would I go anywhere else?"

This convention reflects a significant effort to do something different. It was originally planned to fill a gap, as the NMRA National Convention was to be

in Birmingham, England. That convention was canceled but our planning continued. This convention is a big investment in time and money that is being made for you. We hope that we can demonstrate that a convention that is shorter and cheaper, includes everything you are used to, and very importantly includes an additional group like the Chicagoland RPM, is the model for the future, even on the National level. As a member of your region, we hope you will appreciate the effort and resources being invested and plan to attend this convention. There will be much more information made available as time goes on but for now mark your calendars and plan on being a part of your region's efforts to support this event.

Scott Kramer
Chairman, Indy Junction 2022

<http://www.indyjunction2022.org>
<https://www.facebook.com/indyjunction2022>
and ask them to sign up to receive updates.
We hope to see you at INDY JUNCTION 2022 !

One Convention
Two Day Train Show
Three Regions
Four Full Days
Indy Junction 2022
May 18-21, 2022
Marriott East
7202 E 21st St,
Indianapolis, IN 46219

Contact information:
<https://www.facebook.com/indyjunction2022>
<http://indyjunction2022.org>
info@indyjunction2022.org

Hosted by Midwest Region, North Central Region, and Mid Central Region, of the National Model Railroad Association
And Chicagoland RPM (Railroad Prototype Modelers)

Frugal Modeler by David Nelson

Almost any backdrop adds to the realism of a model railroad to one degree or another, but in years of visiting layouts, and working on my own layout, it is evident to me that the two biggest challenges to having a really nice backdrop are clouds and corners. I may well address the clouds part of the problem in a future Frugal Modeler. For now let's talk about corners: 90 degree corners.

My layout is mounted against two walls that meet in a corner (it extends into the room on both ends, so most of the layout is free-standing. That portion lacks a backdrop). I installed and painted my wall backdrop to my satisfaction. In the corner there was the usual sharp 90 angle where Masonite meets Masonite, which didn't trouble me too much at the time, but as I visited more layouts that had covered corners, with no 90 degree hard-edged corners, the more dissatisfied I became. Some layouts even combined their covered corners vertically and horizontally, at the wall corners and where backdrop met ceiling (these guys must have paid far more attention to high school trigonometry than I ever did!--a spectacular effect if it's done right.



Another example of typical backdrop covered wall corner on the late Mike Ziegler's Conowingo Central.

sible solution, something called a bullnose corner bead, which is used to create smooth rounded dry-wall corners. It comes in various materials but mine is thin aluminum for the curve, covered on the outside of the curve with sturdy drywall paper that extends out beyond the curved metal. It isn't expensive.



Bullnose Corner Bead



Here is an example of nicely done typical backdrop covered wall corner on the late Stan Olander's Cornbelt Northern.

I was not eager to tear out all or even just part of my new backdrop, nor was I confident I could convincingly match the sky-and-cloud paint job I'd done, even if I felt I had the skills and materials to create a true covered corner. But that hard edge at the corner bugged me more and more (so much so I never took a "before" picture of it). While wandering around in a big box home improvement store I discovered a pos-




Here is the "bullnosed" very slightly covered corner of my layout.

By the way, my wife makes few demands about the layout room but did ask that I preserve the light from the few basement windows that we have, so as you can see the backdrop is cut around the window. Our cat loves to perch in that little opening, for reasons only it knows.

Getting back to the bullnose corner bead, its drywall paper made it easy to mount at my corner and blend the paper with the Masonite using spackling paste, smoothed with a damp sponge. I carefully touched it up with the original paints, which fortunately were still fresh and retained the original colors. Is the result as good as Stan's or Mike's true coved corners? Not a chance. Is it better than a hard-edged 90 degree angle? I think so. I wish I could have found a corner bead where the paper is on the inside of the curve rather than the outside, because the curve would be smoother; perhaps such stuff exists. So, yeah, I could have done a better job of it but it is what it is. An internet search shows that there are more varieties of bullnose corner bead (sizes, materials, and angles) than I was aware of and might have been better options for me had I seen them at the store.

A true coved corner is the gold standard but this at least opens up an option for those who, like me, have gone too far down the wrong path but are willing to attempt a modest retro-fit.

The 2021 issue of Kalmbach's Model Railroad Planning magazine has a fine article by Bernard Kempinski about backdrops that opens up another potential use for a bullnose corner bead. Kempinski, writing about both the perspective and artistic challenges of blending a road, or water feature, on the layout surface into the backdrop (yet another sharp 90 degree angle to deal with), makes the point that you need to avoid a visible hard-edged angle by smoothing the transition. He suggested using a fillet of plaster or putty to round (or cove) the joint, to get rid of the sharp angle you'll otherwise have -- so he's actually talking about a very small horizontal coved corner. I think the bullhead corner bead has potential for this use. Just for purposes of this article and this photo, I pushed my remaining piece of bullnose corner bead against my backdrop. I have done nothing to blend or integrate it into either the benchwork or the backdrop, but this is something I suspect I will explore as my scenery and backdrop are developed further. For now I simply wanted to expose the idea and the concept for your consideration. What do you think?



Bullnose corner bead shoved against the backdrop.

A New Layout Room by David Leider

I always maintain that the first step in building a layout is preparing the room. In my last house in Illinois, I began with a very rough basement. The walls were concrete and there was no ceiling. I put up studs and sheetrock on the walls and installed a grid drop-ceiling.

In my new house I was lucky that the garage had a nice ceiling and cinderblock walls. Since it is not the cold but the heat that is a problem in Florida, I crawled up into the attic with bales of insulation and insulated it as best I could.



The insulated attic. It had lots of boards to crawl on. Electric wires in Florida are not in conduit.

The floor was a problem as it was a typical dirty, rough garage floor. I had an epoxy coating applied, expensive but definitely worth it. I also had the garage door replaced with a new, insulated hurricane-proof one. It sealed extremely well and I spray along the bottom where ants may be tempted to enter. As I said, it is the heat rather than the cold that is a problem. I wanted to insulate the walls, but did not want the time, trouble and expense of studs and plasterboard. My friend who is in the building trade suggested thick foam board (4") insulation. It was easy to cut and apply (with construction adhesive and



aluminum tape to cover the joints). Painting over silver foil took four coats. I would recommend a good quality paint, as I picked up a less expensive white paint and paid for it with extra time painting.

I need 2 workbenches, one for my modeling where I can sit down and another for general

workbench stuff. The old owners left behind an old workbench that I was able to cut down and reuse.




Top: Foam board installed
 Middle: Hobby workbench. I salvaged some cabinets from the old house in Illinois.
 Bottom: General workbench.
 All photos by the author.

Improve your modeling with a few sheets of paper.


That's exactly what happens when you participate in the National Model Railroad Association's Achievement Program. One Merit Award here, another there, and pretty soon you're on your way to becoming a Master Model Railroader. All the while learning and having a ton of fun.

The Achievement Program is modelers helping modelers become better modelers and get the most out of their hobby. And it's yet another benefit of NMRA membership.



Visit www.nmra.org. Then improve your skills. And your hobby.

We make it even more fun.
www.nmra.org
 423-892-2846



THREE GOOD REASONS TO JOIN THE NMRA NOW:

10% OFF

15% OFF

20% OFF

Those are the discounts National Model Railroad Association members are getting right now from manufacturers and hobby shops who've joined our Partnership Program. Partners like Micro-Mark® Model Rectifier Corporation® Monster Modelworks® RR-CirKits® Unreal Details® And quite a few more. It's savings that can actually pay for your annual membership!

Want more member benefits? How about 100+ clinics recorded at national conventions. Or hours of "how-to" videos produced by the biggest names in model railroading videos. Or a directory of model railroad layouts all over the world that you can visit. The list goes on and on.



See for yourself what's happening in the NMRA by visiting www.nmra.org. Then join up and start getting those discounts.

We make it more fun.



Marriott East, 7202 E 21st St
Indianapolis, IN 46219



Four Full Days
Three Regions
Two Day Train Show
One Convention
May 18-22, 2022

Clinics
Layout Tours
Ops Sessions
Prototype Tours



www.IndyJunction2022.org



20210506



RPM
CONFERENCE



***Waupaca Area Model Railroaders
Waupaca, Wisconsin***

***Hosts the 31ST ANNUAL (FREE!)
STRAWBERRY FEST TRAIN SHOW***

*In conjunction with the Waupaca Historical Society
and Waupaca Area Chamber of Commerce*



Saturday, June 19 - 9 AM to 5 PM & Sunday, June 20 - 10 AM to 3 PM

***Waupaca Recreation Center, 401 School Street
at the intersection of School, State & Badger St***

Masks may be required subject to local COVID requirements

- Operating Model Railroad Layouts
- Thomas the Tank Engine and Chuggington Friends
- Hobby Shop Dealers and Vendors
- Swap Meet (hobbyist sale tables)
- Great Food & Strawberry Short Cake



***Historic Soo Line Depot Open House
Saturday 8am-7pm & Sunday 8am-5pm***

It is only 7/10th of a mile away at 525 Oak St or go north on State St, right on Mill St, and then left on Oak St just past the railroad bridge on your left.



For show information see our website:
www.wamrltd.com or for train show & tables,
call Roger Hildebrandt (715) 258-8218



**WHERE PROTOTYPE MODELING,
OPERATIONS & TECHNOLOGY CONVERGE...**

**Join us online starting July 6, 2021
for high-quality video clinics
via Zoom, live Q&A with top
modelers and layout owners,
pre-recorded video layout
tours, a photo model show,
and much more!**



www.nmra2021.com