

Waybill



Mid West Region NMRA – Winter 2007

President's Report

by Gary Children, President MWR

Summer is now over and I hope yours was great. I am also hoping that you are planning to make your divisions meetings as they are working hard to give some great clinics. If you get the time to attend a different division meet be assured that you'll be meeting new people and get different and fun ideas.

I had the pleasure of attending the North Shore Western, South Central Wisconsin and the Illinois Valley Divisions in Moline, Illinois. One of their clinics was a round robin at two tables talking about old and new model railroad cars and how they have changed. Everyone put their two cents into the clinic.

The Rock River Valley Division will be celebrating its 40th Anniversary during the 2007-2008 season. During their October meet, they will have a birthday cake for this momentous occasion. I will be joining them in their celebration.

I wish to thank Superintendent Richard Sweet and the Fox Valley Division as well as the rest of the crew for hosting the region BOD meeting. I also attended the Winnebagoland Division Fall Meet at Sheboygan Falls. Their division is spread out over the north part of Wisconsin and Upper Michigan. They only have two meets a year.

With the years most of our region members have time to start thinking about what to do with their collections of railroad things. Trains, pictures, railroadiana, or whatever your wives or husband don't know you have. It's time to start making a list of things you have and what to do with them. Put a

price tag on each if you think they will sell them. You don't want your heirs throwing them in a dumpster or selling them for only part of what they're worth. If you would like to donate these items please make sure you make this clear as well. Some NMRA regions have people that will help you do this. We haven't found the fountain of youth yet so we may want to start looking at this.

On another note, the region is still looking for a new paymaster. Please contact Bob Sherman for more information. Also, after many years of hard work from many volunteers the 501(c)3, (non-profit documentation) is 95% complete. The region was incorporated in the state of Illinois so we have a lawyer there who will finish the last bit of paperwork with the help of the Dupage Division. He also happens to be a model railroader. If I can get anything accomplished as your president, I am hoping this will be it. The 501(c)3 has been going on, since 1989 or longer.

On something a little more recent than that, Andy Breaker, son of Burnell Breaker, is a fan of OO gauge. It is a more English-style type of train but runs on regular HO gauge. It is nice to see someone younger getting into the hobby. Burnell runs a Lionel train so it runs in the family.

Please remember that the region BOD member election is coming up so please vote. I hope to see you at one of the division meets or division train shows. Have a happy and safe holiday season, and as always, remember model railroading is fun!

⊗

2008 Election

It's election time again! Following are the list of candidates - photo and bio – for you to review before filling out your ballot and MAILING it before the deadline of February 29, 2008. It won't count unless you mail it in to be counted. So fill it out today and mail it in, so you don't forget to vote.



Sean Lamb

I have been a model railroader since the late 1970s. In the 1980s I worked at South Bay Model Railroad Supply Company in Redondo Beach, California. I moved to the Midwest in 1992 and joined the Rock River Valley Division in 1992, then moved to Madison and joined the South Central Wisconsin Division (SCWD) in 1994. I have been a member of the SCWD's Board of Directors for about 10 years now and have also served as the Clinic Chairman, Webmaster and, for the last 6 years as the Model Contest Chairman for the division. I first joined the Midwest Region Board of Directors as a Director at Large following the election in early 2006.\

Beginning with the 2007 Midwest Region Convention, I also now serve as the Region's Model Contest Co-Chairman.

As we all grow, both in age and modeling experience, the need to introduce and foster the hobby of model railroading among younger generations becomes more apparent. One of my goals with the organization is to bring in younger modelers and to help them grow in the hobby; toward that end, I have also been volunteering time with the SCWD Youth Group to both help supervise at the meetings and to present clinics for the youth members. I would like this opportunity to continue as Director at Large for the Midwest Region to further promote and work with our youth members to help them achieve success in this hobby.



Bob Lehn

During my first term as a Director at Large (DAL), I have organized and promoted model railroad operations in the Midwest Region. Model railroad operations events, where model railroaders run their model railroads more or less like the prototype, are a growing part of this great hobby and have been a source of many hours of enjoyment for me. I would like to continue promoting this part of the hobby by serving a second term as a Director at Large of the Midwest Region.

To share the fun of operations I started a Yahoo discussion group on railroad operations called **Central Indiana Railroad Operators** at cirrops@yahoo.com. The members of the group use this forum to discuss operations issues and learn about opportunities to operate. If you are

interested in becoming involved in this part of the hobby, I hope you will join this group.

Additionally, I along with Al Kohut of the Central Indiana Division organized the operations night for the 2007 Midwest Region Convention in Muncie, Indiana. Some of you may have operated on my HO scale layout, based on the Chicago & Eastern Illinois Railroad's (C&EI) mainline from Chicago to Evansville in the 1950s. It was a pleasure for me to host other model railroaders from the region who enjoy running trains.

If you missed the 2007 spring convention, I hope you will come to Indianapolis in April 2008 for a weekend of operations. You will be seeing an announcement in the *Waybill* for **CIRROPS 08**, an operations weekend sponsored by the Central Indiana Division (CID), to be held April 4-6, 2008 in Indianapolis. Mark your calendar now. Our CID organizing committee is planning an outstanding operations experience. We hope to see our friends from the Midwest Region in Indianapolis having fun and running trains.



Jim Osborn

I have held a continuous membership with the NMRA since 1998. Retirement has recently afforded me the opportunity to become active and assist with local NMRA activities. As a Fox Valley Division board member since 2005, my responsibilities include public relations, as well as designing and maintaining the division website. I have also created a number of written/pictorial reviews of member layouts for the division and served on the 2006 regional convention committee. I am a member of the NMRA Operations SIG, as well as a contributing member of the C & NW Historical society.

Aside from my own layout and model construction, I have become actively involved in model railroad operations. Visiting and operating on a variety of layouts in the region has really expanded my knowledge as well as developed contact with others in the hobby. It is this association aspect while contributing to the NMRA that I wish to further broaden as a candidate for the Director at Large position on the Regional Board. Non-hobby but relevant qualifications include prior board of director positions for several, privately held business enterprises. Thank you for your support and consideration as a candidate for the DAL.

Dave Poquette

I joined the NMRA in 1989 while living in Appleton WI. Shortly after moving to Milwaukee in 1990, I began getting more involved at the Division level. After helping out with the division membership book, I became Chief Clerk, Assistant Superintendent, Superintendent, and my current position of Assistant Superintendent and webmaster of the WISE Division.

I started becoming involved at the Region level about 1999 when I took over the auction chair. Then in 2001, I in addition to my duties of auction chair, I became the region webmaster. After giving up my webmaster position in 2004, I remain the auction chair.



CIRROPS '08: A Model Railroad Operations Weekend. The **CIRROPS '08** Operations Weekend will be held in Indianapolis on April 4 - 6, 2008.

CIRROPS '08 will follow the successful pattern used by the Three Rivers OPSIG weekends (Ft Wayne) as well as the Southeast Michigan Prototype Operators weekends (Detroit) of offering four operating sessions during a weekend (one on Friday evening, two on Saturday, and one on Sunday morning). This operations weekend will include layouts in the Indianapolis metropolitan area as well as ones from the Lafayette, Bloomington, and Muncie, Indiana areas. The decision to host an operations weekend was made based on a desire to further the operations aspect of our hobby and to reciprocate to the layout owners in Chicago, Ft. Wayne, Detroit, and other locations who have graciously hosted CID members in the past.

Midwest region members interested in learning more about prototype model railroad operations are encouraged to participate in **CIRROPS '08**. Registration will open January 7, 2008. For more information go to www.cirrops.org or send an email to info@cirrops.org to be added to the mailing list. Registration will be available on the above web site. Those without internet access may call Steve Johnson at 317-435-8869.

For more information about model railroad operations, join the CIRROPS Yahoo discussion group. The CIRROPS Yahoo group is an informal association of model railroaders from the central Indiana area interested in prototype model railroad operations. Learn about upcoming railroad operating sessions in your area and engage in discussions about model railroad operations by joining the CIRROPS Yahoo group at <http://groups.yahoo.com/group/cirrops>.

Members of the **CIRROPS '08** organizing committee are Bob Lehnen, Midwest Region director-at-large (chair), Keith Clark, Steve Johnson, Al Kohut, Stan Krasienko, John Munson, Larry Swanson, and Pat Sweeney.

I am an HO scale modeler. My layout is an early 1950's freelanced layout based on the Fox River Valley Railroad that served Green Bay and the Fox Cities.

I have received AP Certificates in electrical and volunteer. I am currently working on my civil certificate. I firmly believe in the AP program and encourage everybody try it or at least participate in your division contest. I also believe in being involved. The more you put into something, the more you get out of it.

⊗

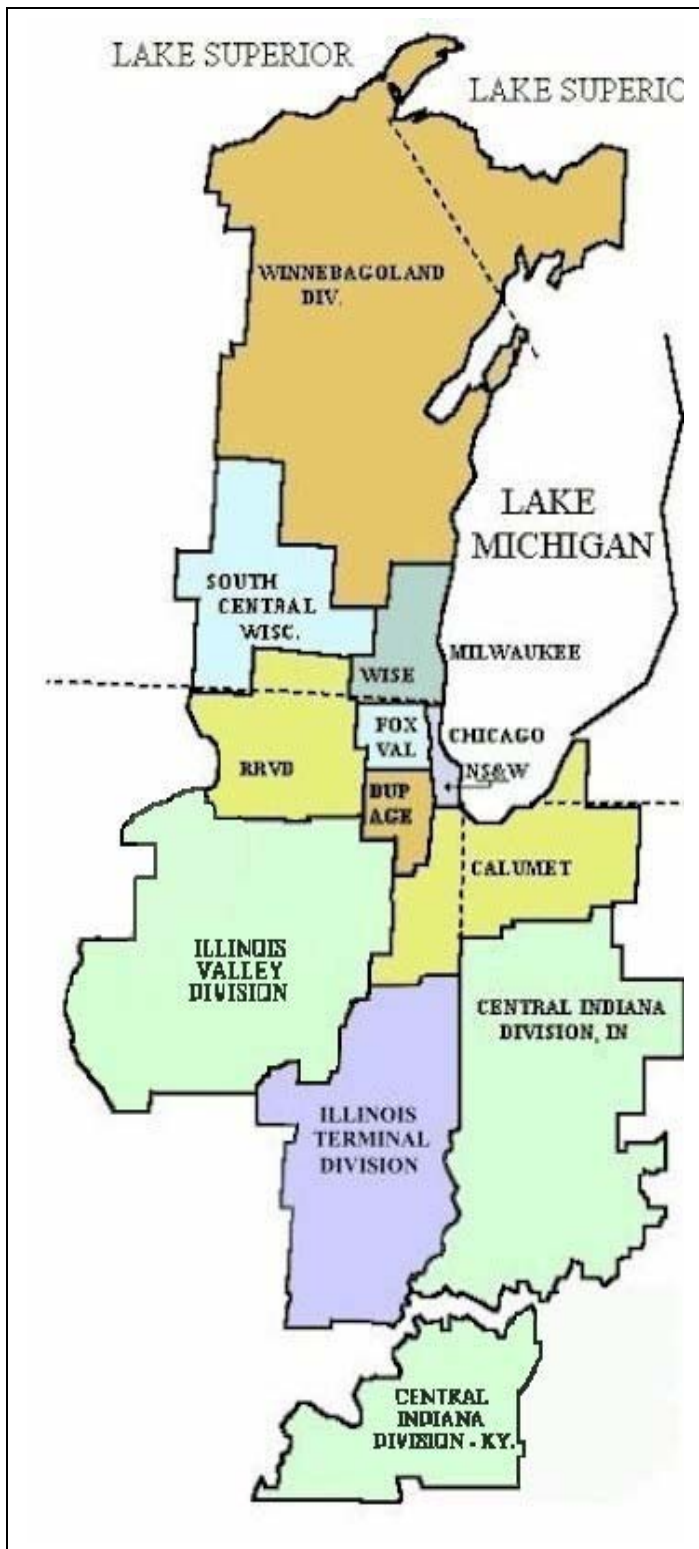
CIRROPS '08: A Railroad Operations Weekend in Indianapolis

The Central Indiana Railroad Operators (CIRROPS), in conjunction with the Central Indiana Division (CID) of the Midwest Region, NMRA, will host

⊗

Division Schedule

For schedules go to individual Division websites located at: www.mwr-nmra.org/mwrmap.html



Waybill Advertising

The deadlines for camera ready ads are the same as the copy deadlines stated elsewhere, (*please submit by e-mail in MS Word or .jpg format*). If you need ad composition, contact the Waybill editor. We accept only Railroad related ads.

Advertising rates are:

	Yearly	or	Per Issue
Full page	\$100.00		\$35.
Half page	75.00		25.
Quarter page	50.00		20.
Business Card size	25.00		15.

Please make checks payable to MWR, and mail to:
 Bob Sherman
 3705 Yukon Rd Unit D,
 Brookfield WI 53045

Waybill Subscriptions

Electronic Delivery

Send an e-mail to: mwrsecy@comcast.net with your name, e-mail address, NMRA number and division. Use "Electronic Delivery Subscription" as the subject of your e-mail. Or, if you are reporting a change of e-mail address, use "E-Mail Address Change" as the subject of your e-mail.

Mail Subscriptions

Subscribe for one or two years when you join the NMRA or renew your membership. A one-year subscription is \$6.00; a two-year subscription is \$12.00. New and renewal membership forms are available from the membership coordinator for your Division or from the NMRA website at <http://www.nmra.org/>. The website offers both online and mail-in options.

For more information about electronic delivery and regular mail subscriptions, visit the Midwest Region website at <http://www.mwr-nmra.org/>.

Midwest Region Officers, Directors and Committee Chairmen as of Dec. 1, 2007

Officers

President (1)

Gary Children
2135 S 95th St
West Allis WI 53227
(414) 327-1666
csuperchief20@aol.com

Vice President

Randy Williamson
5929 Lakeview Rd
Larsen WI 54947
(920) 836-3211
pennsy@centurytel.net

Secretary (2)

Bert Lattan
145 Heathrow Ct
Lake Bluff IL 60044
(847) 295-7959
mwrsecv@comcast.net

Treasurer

Bob Sherman
3705 Yukon Rd Unit D
Brookfield WI 53045
(262) 790-9830
pavmaster@wisedivision.org

Immediate Past

President

Richard Cecil
3131 N Cramer St
Milwaukee WI 53211
(414) 332-3729
thececil@sbcglobal.net

Directors-at-Large

Term Expires 2008,
Sean Lamb
6218 Birch Hill Dr
Madison WI 53711
(608) 271-9756
slambo@tds.net

Bob Lehnen
6260 N Chester Ave
Indianapolis, IN
46220
(317) 253-6569
rlehnen@comcast.net

Dave Poquette
5665 N Bay Ridge Ave
Whitefish Bay WI
53217
(414) 906-0678
dpoquette@wi.rr.com

Roger Wurtzel
910 Chandler Ave
Plover WI 54467
(715) 343-2776
rogini@charter.net

Term Expires 2009,
Bill Litkenhous
2509 Windwood Dr
Bedford IN 47421
(812) 275-3634
mrlit@insightbb.com

Chris Roeben
3015 Union St, Apt 4
Madison WI 53714
(608) 819-8365
croeben@charter.net

James Wise
3207 N Sheridan Rd
Peoria, IL 61604
(309) 682-8595
alwise5@mindspring.com

Committee Chairmen

Achievement Program (3)

Marv Preussler
2519 Henry St
Sheboygan WI 53081
(920) 803-9668
mpreussler@milwpc.com

Audit

Richard Sweet
11 Park Place Cir
Hawthorn Woods IL
60047
(847) 550-1399
rsweet@pactiv.com

Clinic Clearing House

Mike Hurlburt
N7242 Country Side Ln
Elkhorn WI 53121
(262) 742-3112
tngr@genevaonline.com

Convention

Reid Kahrs
286 Woodland View Ct
Colgate WI 53017
(262) 628-8489
rkahrs@charter.net

Education

Coordinator (3)
Ross Stark
1729 Clyde Dr
Naperville IL 60565
(630) 983-1729
j_ross_stark@hotmail.com

Election

Don Cook
2500 10th St
Waukegan IL 60085
(847) 249-4230
dcook@att.net

Estate Counseling

Calvin Krasonya
414 E Mill St Apt 3
Plymouth WI 53073
(920) 893-9552
kcalvin@wi.rr.com

Internet

Randy Williamson
5929 Lakeview Rd
Larsen WI 54947
(920) 836-3211
pennsy@centurytel.net

Long Range Planning

Richard Cecil
3131 N Cramer St
Milwaukee WI 53211
(414) 332-3729
thececil@sbcglobal.net

Membership

Ron Scharping
6145 Plymouth St
Downers Grove IL
60516
(630) 968-0157
sue_ron_scharping@comcast.net

Nominating

Jim Spice
10141 Yorkhouse Rd
Beach Park IL 60087
(847) 662-7267
jimjet2@comcast.net

Promotions & Sp Projects

Randy Williamson
5929 Lakeview Rd
Larsen WI 54947
(920) 836-3211
pennsy@centurytel.net

Publications

Barb Rothwell
5667 Concord Dr
Fitchburg WI 53575
(608) 835-7072
waybilleditor@charter.net

Youth

Capt Al Nelson
1661 Atlanta Cir
Manitowoc WI 54220
(920) 682-6787
captal87@aol.com

Ready for 2008 NMRA Convention?

Thinking about going to the NMRA convention to be held in Anaheim, California in 2008? Why not go in style? We were thinking about having a private car or cars travel Amtrak to the convention. If there is enough interest we will proceed with making the necessary arrangements. Neither the pricing nor the time frame has been determined. We are open for any suggestions. If you are possibly interested, contact Reid Kahrs, rkahrs@charter.net or (262) 628-8489.

Detailing a Bowser Roadrailer Bogie

By Tim Schubert

Over the past couple of years, my collection of Bowser Roadrailer trailers has grown to a small fleet. Included in this fleet was the lead bogie for attaching the trailers to a locomotive. I have always thought that the out of the box look on the bogie was somewhat lacking in detail. It was a good start but by no means finished. Then a recent browse through the Bowser web site brought the news of a detail kit for the bogie. A sudden rush of excitement hit me until I saw the price! \$9.95 was a little steep in my book for two small castings of railings and steps. Thus, came the idea for a little scratch building from the scrap box.

Detailing the Bogie

Detailing the bogie began with a search through the parts bin for the following items that were left over from other projects.

- Athearn long hand rail stanchions (4)
- Athearn medium hand rail stanchions (4)
- K&S .020" brass wire (No. 8159)
- K&S 3/64" diamond mesh (No.02709) *See below.
- Detail Associates grab irons
- Evergreen .080" angle (No. 292)
- Side ladders from a box car kit

Note: All measurements are in HO scale lengths.

To begin the transition to a more detailed bogie, I first removed all of the molded on grab irons with a flat bladed Xacto knife. Once the surface was clean, I marked holes for the front handrail stanchions across the front of the bogie that are 6" from each edge. The two inner stanchions are marked 30" from the outside stanchion markings. All four holes are drilled with a No. 69 drill bit. The Athearn long stanchions are press fit into the holes. A 10' piece of .020" brass wire is threaded through the top of the stanchions and the loops are pinched shut. Glue is applied and allowed to dry. The wire is trimmed to size once the glue has dried.

For the rear handrails, the same layout pattern is followed as the front handrail. The rear handrails are placed four feet from the front edge of the bogie platform and the holes are marked and drilled. Trim the bottom "L" bend off of the medium length stanchions and insert them in the holes. Add the brass wire as on the front handrail and trim to size once it is dry. After both sets of handrails were in place, liquid model cement was placed on the stanchions from the bottom of the platform. Next, a piece of the diamond wire mesh was trimmed to a 2'x6.5' rectangle and glued to the front handrails at the base of the platform.



Completed bogie before painting

Wire grab irons were added to the front edge of the platform on either side of the coupler. They were also added to each end of the platform and were centered on the platform walkway. The boxcar side ladders were cut to a length of 30" and glued with a set back of 1' from the front edge of the bogie platform to form the side steps. When the glue for the steps had dried two lengths of the .080" angle was cut to fit at an angle between the front edge of the step and the center bolster. These were glued in place to act as a support for the steps.

Final steps were to paint everything basic black, add Kadee No. 5 couplers and metal wheelsets.

With just these few added details, the bogie now looks like it is ready for duty on the high iron!



Kitbashing Saga

by Sean Hadfield

Last winter the South Central Wisconsin Division of the Midwest Region held a structure kitbashing contest. The common starting kit was the ubiquitous DPM Kelly's Tavern (or a similar DPM tavern kit in N scale.) I jumped at the opportunity because I needed more structures for my HO scale module, and this would drive me to complete at least this one by the contest deadline. Besides that, I had to vindicate myself from the year before, when I hadn't finished my entry in time for judging.

First I had to choose a subject for my conversion. Just before this contest was announced, I had worked on a job in Oshkosh, Wisconsin and been enamored with an old fire house there. My version is simpler than that one.

Another reason for my subject choice is that my father is a member of the Fire Museum of Greater Chicago, and has many reference books with examples of similar fire houses. I also searched the internet for images of fire houses from my chosen era and style, and I found a match on a Larimer County, Colorado historical webpage. I took the time to sketch several different ideas until I was satisfied. I drew up both a front elevation view and an overhead plan view of my proposed fire house at exact HO scale, so that each part could be compared directly to the sketch without ugly mathematical conversions. This involved tracing some of the Kelly's Tavern kit parts to accurately portray the proposed final image.

My next step was to gather available panels and details and select those that might be of use in this project. Besides the base kit, these came mainly from previous project buildings including ones that were condensed to fit a particular space on a layout and ones that I built with a blank replacement wall on the side away from the viewer. I used to get jealous when I read articles about modelers "raiding the spare parts box", but it hasn't taken long to build up a decent one of my own now. Also, bigger detail packages, like Walther's Roof Details or Central Valley's Stairs and Ladders sets will be stretched

over many building projects, so their costs would be spread pretty thinly over the long term.

The photos walk you through the construction. I never cemented the main flat roof in place, so lighting and other further details can be added later. Well, that was how my model looked when I entered it in the SCWD contest. I took home neither the Best HO Scale, nor the Best Of Show Award, out of 16 HO scale entries and roughly 10 N scale. Regardless of the contest, I learn something each time I build, I had fun, and now I have one more structure proudly populating the layout. For more work check out the Southern Wisconsin Sandhouse Crew's website at ww4.webng.com/sandhousecrew/.




(1) Lay out kit pieces and available materials. Keep sketches handy for frequent reference. Determine what modifications are needed to each piece.



(2) Rear wall panel cut down from a larger building wall (3) The window surrounds are built up from


sheet styrene, and the archways will follow in the same manner. A window has been modeled open by cutting away part of the lower pane frame and installing new cross members.



(4) The building outer shell panels are glued into subassemblies to help keep them square, and checked against a machinist's square.



(5) The observation tower wall sections are mitered and then taped in alignment and the windows are marked. (6) An interior design is sketched out, and then a sheet for the second floor is cut, with openings for the staircase and a fire pole. The stairway rail is Grandt Line with square stock for corner posts.



(7) The stairway is assembled from stair stock and sheet styrene. The spindles are from stretched sprue. The posts and handrail are styrene stock, and the handrail ends were hand-shaped with a file (8) The shape of the service doors was traced from the piece cut from the front brick panel earlier. The multi-pane window was salvaged from a Walthers American Hardware kit and cut into two halves. (9) The final exterior wall is added across the back of the upper floor, and the exterior is painted. Interior details such as walls, doors, and knobs are roughed in. The chimneys were opened up, and the tower roofs were built up from sheet styrene shapes and gaps filled with lots of green automotive filler. (10) . To insert window pieces, I made a simple applicator tool by rolling a piece of tape sticky-side-out around a stick of sprue. White glue was spread around the window frame, and then the pane inserted into place. Too much glue leaves an unsightly white halo around the pane.




(11) The first floor detail is added. The "joker stand" ticker-tape machine detail is created from reference photos of fire houses of that period. (12)

Second floor detail is then added. The fire pole is a paperclip straightened out and painted brass. It is supported top and bottom. The bed frames are small bent paperclips. (13) The flat roofs were cut from sheet and painted black with dry-brushed gray for color variation. The wall caps and gutters were modeled to be copper by painting light green with a heavy dry-brushing of black. Gutters and downspouts add interesting detail and hide unsightly seams. (14) The flag was printed one forward and one mirror image, matched edge to edge, then folded around its pole and glued with white glue. While still damp with glue, I induced a curl in it.



Train Fest 2007



**Happy
Holidays!**

Waupaca Rails 2008

The WinnebagoLand Division invites you to travel to Waupaca and enjoy the numerous rail and non-rail related activities that the Central Wisconsin area has to offer. Watch our website for future updates: <http://www.mwr-nmra.org/WaupacaRails2008/Home.htm>

Operating Sessions: (Friday May 9th 7:00 PM Start)

We will have several layouts in the Waupaca area open for operating sessions. Those registered for operating sessions will receive confirmation of the layout they will be operating on prior to the event.

Clinics: Numerous clinics will be offered on a wide variety of subjects. Watch the website for more information on clinic presenters.

Layout Tours: Our division is geographically spread out, and so will the layout tours. We currently have layout open houses planned in Waupaca, Amherst, Stevens Point, Fremont and Larsen.

Contests: There will be the NMRA model and photography contests.

Awards Banquet/Auction: The banquet will be family style and held at The Best Western Grand Seasons Hotel

Auction: Midwest Region will have the annual auction after the banquet on Saturday night.

Other Events:

- On Friday afternoon, there will be a guided tour of Waupaca Foundry.
- In addition, of course, stop by the Club Car for snacks and soda and to visit with other individuals from the region. There will be videos running in the club car during the meet.

Non-Rail: Origami boxes....learn to fold a box

Door Prizes: With your paid registration, you will be automatically entered for a chance at fabulous door prizes.

Hotel:

Our convention hotel is the Best Western Grand Seasons Hotel, which is located at the intersection of Highway 10 & 54W in Waupaca. We have a room rate of \$69 single/\$79.00 double per night reserved until April 8, 2008. Please make reservations as soon as possible before that date, by calling them directly at: 1-877-880-1054. Website: www.bestwesternwaupaca.com. Ask for the National Model Railroad Association block of rooms. The hotel offers an indoor water park/whirlpool/sauna.

We hope that you will make "The Waupaca Rails 2008" in Waupaca a family weekend destination and take advantage of all the activities that Waupaca & the Chain of Lakes has to offer the rail, and non-rail enthusiast.

Tentative Schedule:

Friday, May 9th

11am - 9pm Registration
1pm – 5pm, 7pm – 10pm
Clinics
1pm – 4pm Waupaca
Foundry Tour
7pm - 10pm Operating
Sessions

Saturday April 26th

8am – 1 pm Registration
8am – 12 pm Clinics
1pm – 5pm Home Layout
Tours

Sunday April 27th

9am – 12 pm Region Board
Meeting
1pm – 4 pm Home Layout
Tours

Waupaca Rails 2008

Registration Form:

Name	Full Fare \$50.00	Convention Only \$30	Banquet Only \$30
Registration Totals:			

Please Include your mailing address and email address so that we can contact you with updated information regarding the meet if required. Confirmations will not be sent unless you registered for operating sessions. (This is to keep postage costs down.)

Street: _____
City, State, Zip: _____
Email: _____

Any special Dietary Requirements: (We will try to accommodate and let you know if we cannot.)

Friday Afternoon Waupaca Foundry Tour Friday Night operating sessions: Layouts will be announced at a future date.

Please make checks to WinnebagoLand Division (or WLD) and mail your registration to:

Lynn Jasch
1850 Adler Way
Green Bay, WI 54303-3303

Train Fest 2007 Photos





Did you catch this one?

This was coming down the road on the way home from Train Fest.

I wish I had been fast enough to catch the whole thing, but I had to grab my camera as fast as I could just to get the front end of this train.

Great way to end a day at Train Fest.

Introducing the best deal in model railroading.

Join the NMRA for 6 months for just \$9.95!

- ◆ Have easy access to one of the world's largest railroad libraries...which includes over 100,000 prototype photos, 6,000 books, and over 50,000 modeling, prototype and historical society magazines
- ◆ Experience the fellowship and fun of getting modeling help and discussing the hobby with other members in your area
- ◆ Receive reduced rates on special insurance for your layout or collection
- ◆ Get admission to local model railroad meetings and events
- ◆ Receive 6 monthly issues of *Scale Rails* magazine
- ◆ Have access to standards information and data sheets
- ◆ Be a part of programs like "Modeling With The Masters," Pike Registry, Estate Counseling, contests, clinics, the Achievement Program and more!

Visit www.nmra.org to see what you're missing!

Sign me up!

Fill out this form, include your payment of \$9.95 (U.S. funds only) and mail it to: NMRA - Rail Pass Membership, 4121 Cromwell Road, Chattanooga, TN 37421-2119. Or sign up online at www.nmra.org.

Name _____
 Address _____
 City/State/Zip _____
 Phone (____) _____
 Email _____
 Check Credit card
 Credit Card # _____
 Credit Card Exp. _____
 Signature _____



*Rail Pass offer is good in the U.S. only and is for new members and those who have not been NMRA members for two years or more. Individuals can only join at Rail Pass rates one time; membership renewal will be at the regular membership rate. Rail Pass members can vote, attend conventions and participate in contests, but cannot hold office and will not receive a Silver Member Pin.



TRAIN GUYZ

Hank Brown
 622 Oak Street
 Cottage Grove WI 53527
 (608) 839-4939
 E-mail: trainguyz@charter.net

WE CAN MAKE YOUR MODEL RAILROAD DREAMS COME TRUE


Waybill current schedule:

Deadline:

Fall (September, October, November)	August 15th
Winter (December, January, February)	November 10th
Spring (March, April, May)	February 10th
Summer (June, July, August)	May 15th

Fold

Midwest Region Election Committee
 C/o Don Cook
 2500 Tenth St
 Waukegan, IL 60085-7050



**Midwest Region Election Committee
 C/o Don Cook
 2500 Tenth St
 Waukegan, IL 60085-7050**

- 1) Fold this line **FIRST** (your Name & NMRA Number must be on inside of return mailer)
- 2) Fold on top line, tape sides, stamp & mail Your ballot must be received by February 28, 2007.

Midwest Region 2008 Ballot

Director-At-Large (Vote for Four)

Sean Lamb (Incumbent)

Bob Lehnen (Incumbent)

Dave Poquette (Incumbent)

Jim Osborn

Write-In _____

Write-In _____

Write-In _____

Write-In _____

To validate your ballot, you must include your

Name _____ NMRA Number _____

Your ballot must be received no later than February 29, 2008.

SCWD
3015 Union St, Apt 4
Madison WI 53714

Non-Profit
Organization
Permit No 1543
US Postage Paid