

Layouts

Henry Arndt

UP The mainline is a mix of the Blue Mountains in Oregon (forests) and Sherman Hill (double track). We operate UP and some NYC steam. A few early diesels and a turbine inhabit the layout. There are four towns on the layout, a classification yard, and numerous industries. Located in basement.


HO Scale



Allen Black

EL Territory Large, freelance HO layout based on EL between Gary, Indiana and Marion, Ohio. It includes several towns with local switching and mainline trains. Located in basement.

HO Scale, NCE, Wi-Fi Throttles, 10 Operators



Bob Blake

Blackhawk Lines The Blackhawk Lines is jointly owned by the Illinois Central and Chicago and North Western, operates across northern Illinois and Iowa running from Chicago to the Missouri River cities of Omaha, Sioux City and Sioux Falls. It is the former Illinois Central Iowa Division.

Not strictly a prototype layout, it represents a “plausible” railroad following prototype routes with appropriate equipment and industries to represent an era between 1990 and 1995. The modeled area includes Rockford, Illinois to Dubuque, Iowa and staging yards for Chicago and Waterloo. A portion of the old CB&Q C&I division along the Mississippi River is also included with staging for Minneapolis and Savanna/Galesburg. Former Milwaukee Road trains also provide interchange service. Located in basement.

<https://operatingsessions.com/>

HO Scale, Digitrax, limited Wli-Fi Throttles, 10 – 12 operators



Dan Brewer

Michiana Southern Dan's Michiana Southern is an under construction, two deck railroad modeling the Norfolk Southern between Elkhart and Burns Harbor, Indiana in summer, 2009. Dan has worked extensively with LCC and is implementing it on the railroad as he goes. This is an opportunity to see a partially finished, larger (900 sq. ft) layout under construction. It Includes operations at South Bend (KAK Warehouse), Sturgis Iron & Metal, New Energy Ethanol, ND Coal Dump, New Carlisle (In/Tek & In/Kote metal finishing), LaPorte (Alpha Baking, Renolit SE, Aero Metals, FasPak), Chesterton (Continental Carpentry, Worthington Steel), and Burns Harbor (Roll Strip & Feralloy Processing, Scrap Metal Services, Arcelor-Mittal Steel Mill). Located in basement.

HO Scale, NCE, LCC



Greg Buelmann

Uncle Heavy's Ore Lines Medium HO layout under construction modelling CNW in northeastern Wisconsin, circa 1980 and designed for operation. Features paper plant operation. Located in basement.

I have a blog for my website at <https://orelines.home.blog/blog-feed/>
HO Scale, Digitrax




John Hanske

Burlington Southern The BS line runs from Dunsmuir California to Portland Oregon and to Spokane Washington. It is co-owned by the BN and the SP. All mainline turnouts are Dispatcher controlled with the ability of local control for switching. The layout is four levels ranging from 36" to 70" high without the use of a helix . There are a limited number of "sit down" jobs. The layout uses 2" pink foam for primary construction, showcasing the different techniques required for this type of construction.

A normal operating session runs approximately 46 trains on the timetable with a few extra trains thrown in. There are two major yards and three staging yards. The staging yards hold about 20 trains. Normal train length is limited to 20 cars. Located in basement.

www.facebook.com/The-Burlington-Southern-Railroad-583103885132177 <https://operatingsessions.com/>

HO Scale, NCE, Wi-Fi Throttles, 16 operators





Chuck Hart

Pacific Central & Eastern The PC&E is a freelance prototype class 1 railroad with a division point located in the western mountains of Utah in the late 60s to early 70s. The PCE interchanges with the Duck Lake & Bear Canyon Railway (DLBC) mining short line. The Valley Belt Line operates as an industrial switching line and handles most of the locals. The railroad operates by using Timetable/Trainorder (TTTO) or Direct Train Control (DTC) depending on crew size. The layout is contained in its own building on ground level.

www.pce.cc <https://operatingsessions.com/>



N Scale, Digitrax, Wi-Fi throttles, 12 Operators



Jerry Macri

Pennsylvania Horseshoe Curve Very large Pennsylvania RR layout, beautifully done, about 90% scenicked. Transition era, long four track mainline run. Limited operation. Features Horseshoe Curve and large, detailed steel mill. Located in basement.


HO Scale



John Nye

Very large, freelanced layout is contained in its own building with high ceilings and covered corners. It features tall mountains, lots of running and nicely detailed scenes. An operating scheme is being developed. The layout is contained in a separate building on ground level.

HO Scale



Bob Olson

Freelanced trolley layout uses working overhead wire and takes you back to large cities in the 20's era. He scratch built this interesting layout including buildings, interurban and trolley cars using ordinary available materials. The layout provides a unique window into the development of model railroading over the past 70 plus years.

O scale with Overhead wire operation





Brian Preston

Tacoma Bay Medium size freelance N layout modeling the BNSF and UP around Tacoma, Washington, circa 1998. The layout features several switching zones around Tacoma and through traffic between Portland and Seattle. The layout is located in a basement.

https://youtu.be/BUI5BIX9X_I?si=aHGPvhdhFDAngewQ

N Scale, Digitrax, Wi-Fi throttles, 6 – 8 operators



Rich Trowbridge

Trenton & Western A freelance, under construction layout based loosely on the Grand Trunk Western in South Bend. Rich's layout offers a chance to see construction techniques on an O scale railroad. Located in basement.

O scale



Tom Zurek

Very large, freelanced, professionally developed, HO layout is loosely based on the Santa Fe transcon from Chicago to Los Angeles. The front part of layout (30'x60') is essentially complete and signaled. The rear part (also 30'x60') is under construction and an operation scheme is being developed.

HO Scale



Duneland Model Railroad Club
HO Scale

Freelanced club layout located on a second floor



Cass County Railroad Club

Freelanced club layout including scenes from St. Joseph, Michigan. The layout is located in its own building on ground level.

HO Scale



Elkhart Club

Elkhart & Western Freelanced club layout. The layout is located in its own building on ground level.

www.emrrc.com

HO & N Scale